

PM3

55:1 PRESSURE RATIO GREASE PUMPS

- Air inlet pressure 84 psi (6 bar).
- Air inlet pressure 63 psi (4,5 bar).
- Air inlet pressure 42 psi (3 bar).



Double acting air operated pumps for high pressure greasing. Primarily recommended for use in portable greasing units.

Typically used in portable applications in workshops, service stations and fleet maintenance.

Pump includes bung adapter.

Model 300

5 Gallon (35 lb) pail

Model 302

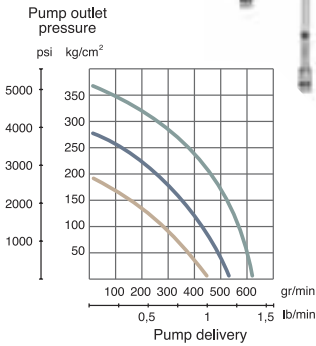
16 Gallon (120 lb) keg.

Model 304

55 Gallon (400 lb) drum.

¹ Free delivery at 100 psi air inlet pressure, using NLGI II grease at 70° F.

Technical data	
Pressure ratio	55:1
Pump tube diameter	1" (26 mm)
Air piston diameter	3" (70 mm)
Air piston stroke	1.5" (35 mm)
Maximum free flow capacity ¹	21 oz/min (600 gr/min)
Minimum air pressure	40 psi (3 bar)
Maximum air pressure	140 psi (10 bar)
Maximum fluid pressure	7700 psi (550 bar)
Air inlet	1/4" NPSM (F)
Fluid outlet	1/4" NPSM (F)



PM 3+3

60:1 PRESSURE RATIO GREASE PUMPS

- Air inlet pressure 84 psi (6 bar).
- Air inlet pressure 63 psi (4,5 bar).
- Air inlet pressure 42 psi (3 bar).



Double acting air operated pumps with reinforced foot and pressure valves for high pressure greasing. Recommended use in portable units when a greater delivery is required, and in installations with multiple dispensing points.

Typically used in workshops, service stations, fast lube centers, fleet maintenance, mining, agriculture, armed forces, construction, trains, etc.

Pump includes bung adapter.

Model 402 050

5 Gallon (35 lb) pail

Model 332

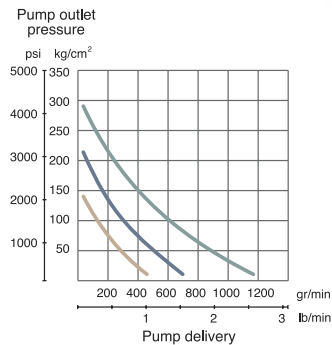
16 Gallon (120 lb) keg.

Model 334

55 Gallon (400 lb) drum.

¹ Free delivery at 100 psi air inlet pressure, using NLGI II grease at 70° F.

Technical data	
Pressure ratio	60:1
Pump tube diameter	1.2" (30 mm)
Air piston diameter	3" (75 mm)
Air piston stroke	3" (75 mm)
Maximum free flow capacity ¹	42 oz/min (1,200 gr/min)
Minimum air pressure	40 psi (3 bar)
Maximum air pressure	140 psi (10 bar)
Maximum fluid pressure	7700 psi (550 bar)
Air inlet	3/8" BSP (F)
Fluid outlet	3/8" BSP (F)



PM 6

55:1 PRESSURE RATIO GREASE PUMP

- Air inlet pressure 84 psi (6 bar).
- Air inlet pressure 63 psi (4,5 bar).
- Air inlet pressure 42 psi (3 bar).



Double acting air operated pump for high pressure greasing. Recommended use in installations with multiple dispensing points and simultaneous operation outlets. Designed for flange mounting to container cover.

Typically used in workshops, service stations, fleet maintenance, mining, agriculture, armed forces, construction, trains, etc.

Model 622

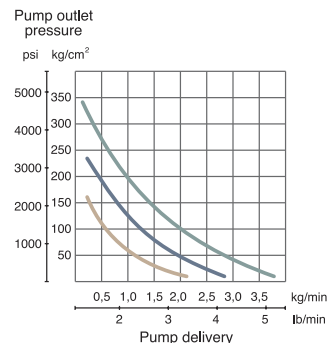
16 Gallon (120 lb) keg.

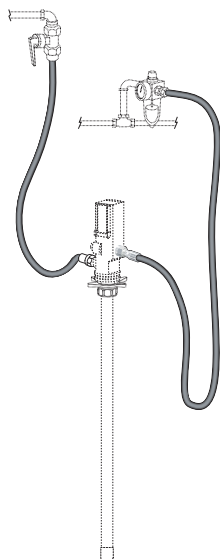
Model 624

55 Gallon (400 lb) drum.

¹ Free delivery at 100 psi air inlet pressure, using NLGI II grease at 70° F.

Technical data	
Pressure ratio	55:1
Pump tube diameter	1.33" (35 mm)
Air Piston Effective Diameter	4.3" (110 mm)
Air piston stroke	4 1/4" (110 mm)
Maximum free flow capacity ¹	7.25 lbs / min (3200 gr/min)
Minimum air pressure	42 psi (3 bar)
Maximum air pressure	140 psi (10 bar)
Maximum fluid pressure	7100 psi ()
Air inlet	1/2" NPSM (F)
Fluid outlet	3/8" NPSM (F)





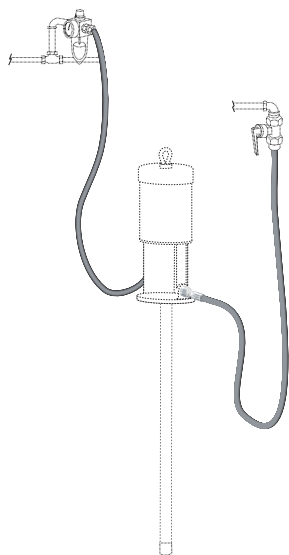
Model 901 000 - PM 3+3 pump connection kit for stationary pumps

Includes:

- 813: 5' x 3/8" air hose with 3/8" NPTM x 3/8" NPTSM fittings
- 884: 5' x 3/8" grease connecting hose with 3/8" NPTM x 3/8" NPTSM fittings
- 2088: 1/2" air shut off ball valve
- 2061: 1/2" NPTM x 3/8" NPTF bushing

Recommended Options

- 957: Air regulator with gauge and air filter combo unit; 3/8" NPTF fittings
- 2077: High pressure shut off valve; 1/2" NPTFBE
- 2061: 1/2" NPTM x 3/8" NPTF bushing



Model 915 000 - PM 6 pump connection kit for stationary pumps

Includes:

- 823: 5' x 1/2" air hose with 1/2" NPTM x 1/2" NPTSM fittings
- 884: 5' x 3/8" grease connecting hose with 3/8" NPTM x 3/8" NPTSM fittings
- 2088: 1/2" air shut off ball valve

Recommended Options

- 985: Air regulator with gauge filter and lubricator; 1/2" NPTF fittings
- 2077: High pressure shut off valve; 1/2" NPTFBE
- 2061: 1/2" NPTM x 3/8" NPTF bushing

STEEL FOLLOWER PLATES: RUBBER GROMMET AND WIPER



Model 962 Follower for 35 lb. pail. Fits PM 3, 3+3 pumps.

Model 964 Follower for 120 lb. keg. Fits PM 3, 3+3, and 6 pumps.

Model 966 Follower for 400 lb. drum. Fits PM 3, 3+3, and 6 pumps.



1936

Model 1934 Cover for 35 lb. pail. Fits PM3 and PM 3+3.

Model 1936 Cover for 120 lb. keg. Fits PM3 and PM 3+3.

Model 1938 Cover for 400 lb. drum. Fits PM3 and PM 3+3.




418 026

Model 418 025 Flange mount cover for 120 lb. keg. Fits PM6.

Model 418 026 Flange mount cover for 400 lb. drum. Fits PM6.

Model 360 133 Cover to bung adapter plate for PM6. Converts flange mount to bung mount.

BUNG ADAPTERS

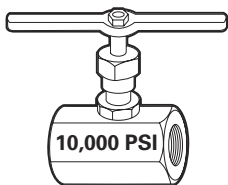


Model 2028 Fits PM3 55:1 pump.

Model 410 002 Fits PM3+3 60:1 pump.

Model 410 001 Fits PM6 55:1 pump.

HIGH PRESSURE NEEDLE VALVES



Model 2077 1/2" NPTF

Model 2089 3/4" NPTF

Model 2093 1" NPTF

GREASE PUMP AIR LIFT



Model 111

Single arm air lift for pumps having eye bolt attachments. Includes air valve #4451 001 for raising and lowering pump. Works on kegs or drums.